



Joy-Southfield Health & Education Center Health Education Survey Report

Skillman Foundation

*Cody-Rouge Good Neighborhoods Initiative
Spring-Summer 2008*



The Skillman
FOUNDATION



Michigan's network to support and expand community substance abuse prevention.

M UNIVERSITY OF MICHIGAN
School of Social Work



GlobeMed

University of Michigan



Joy-Southfield Community Development Corporation, Inc. 18917 Joy Road, Detroit MI 48228

(313) 581-7773

<http://www.joysouthfield.org>

Joy-Southfield Health & Education Center

Health Education Survey Overview

Joy-Southfield Community Development Corporation, Inc.
 A 501(c)(3) organization
 18917 Joy Road
 Detroit, MI 48228
 Phone: 313-581-7773, Ext. 105
 Fax: 313-581-7715
 Website: joysouthfield.org
 Email: contact@joysouthfield.org

Health and Education Center

HEALTH EDUCATION TOPIC SURVEY

In order to offer free classes that will be valuable to the youth and families in the Cody-Rouge Neighborhood, we are conducting a short survey to see what health topics are interesting. Please take a few moments to complete this survey and also indicate whether you would like to be contacted with future class schedules. **Completing the survey will make you eligible to receive one of three \$100 gift certificates to be determined by a random drawing (in April 2008) of completed surveys (staff, volunteers and board members of JSCDC are ineligible; limit one prize per household; must be a resident of Cody-Rouge Neighborhood to win).**

Contact Information

Contact me with future info: YES (If so, please circle preferred contact info)
 NO (For funding purposes, please provide your name, street name and zip code. Info will not be shared and you will not be contacted.)

Name: _____
 Address: _____
 Phone: _____ Number of Adults (over 18) in Household: _____
 Email: _____ Number of Youth (18 or less) in Household: _____

SURVEY (PLEASE CHECK ALL THAT APPLY)

TOPICS: (Check topics that are interesting to you and your family)

<input type="checkbox"/> Childhood Health & Safety	<input type="checkbox"/> HIV/AIDS & other STDs
<input type="checkbox"/> Childhood Immunizations	<input type="checkbox"/> Smoking Cessation
<input type="checkbox"/> Healthy Eating & Exercise	<input type="checkbox"/> Substance Abuse Cessation
<input type="checkbox"/> Asthma & Allergies	<input type="checkbox"/> Heart Health
<input type="checkbox"/> High Blood Pressure	<input type="checkbox"/> Women's Health
<input type="checkbox"/> Diabetes	<input type="checkbox"/> Breast & Cervical Cancer
<input type="checkbox"/> Mental Health	<input type="checkbox"/> Men's Health
<input type="checkbox"/> Reproductive Health	<input type="checkbox"/> Other: _____
<input type="checkbox"/> High cholesterol	

Please continue on reverse

Joy-Southfield Community Development is committed to improving health outcomes for West-side Detroit residents, including the youth and families of the Cody-Rouge neighborhood.

We are grateful for support from the Skillman Foundation *Good Neighborhoods Initiative* learning grant that allowed us to conduct this survey.

We obtained valuable information that will help us design our preventive education programs for maximum benefit.

Here's to your good health!



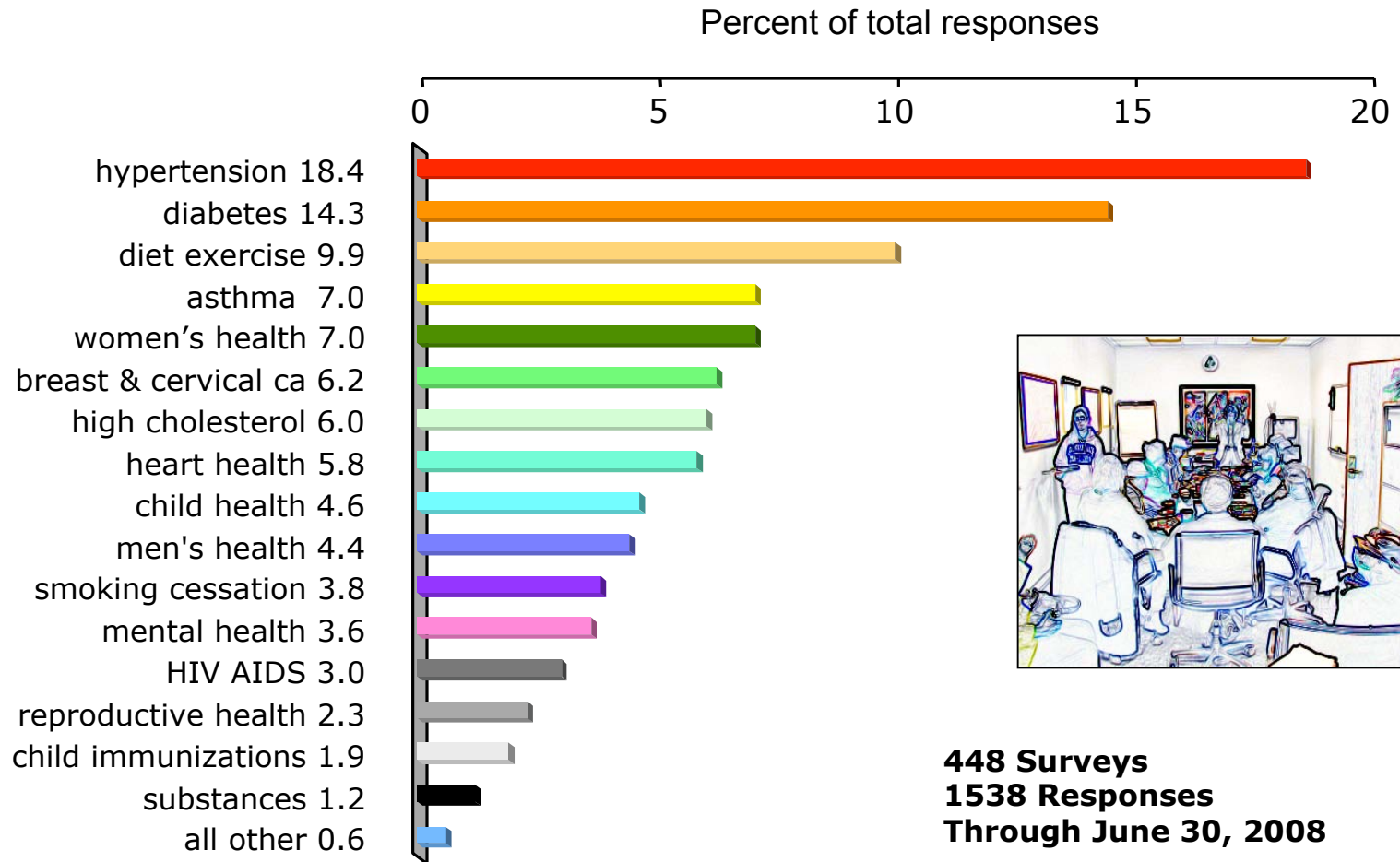
This survey was performed by Joy-Southfield CDC, with support by a Learning Grant provided by the Skillman Foundation Good Neighborhoods Initiative and administered by Prevention Network. The University of Michigan School of Social Work and GlobeMed at University of Michigan provided technical support. Arabic and Spanish translations were made available.

Joy-Southfield Health & Education Center

Health Education to **PREVENT** Serious Illness!

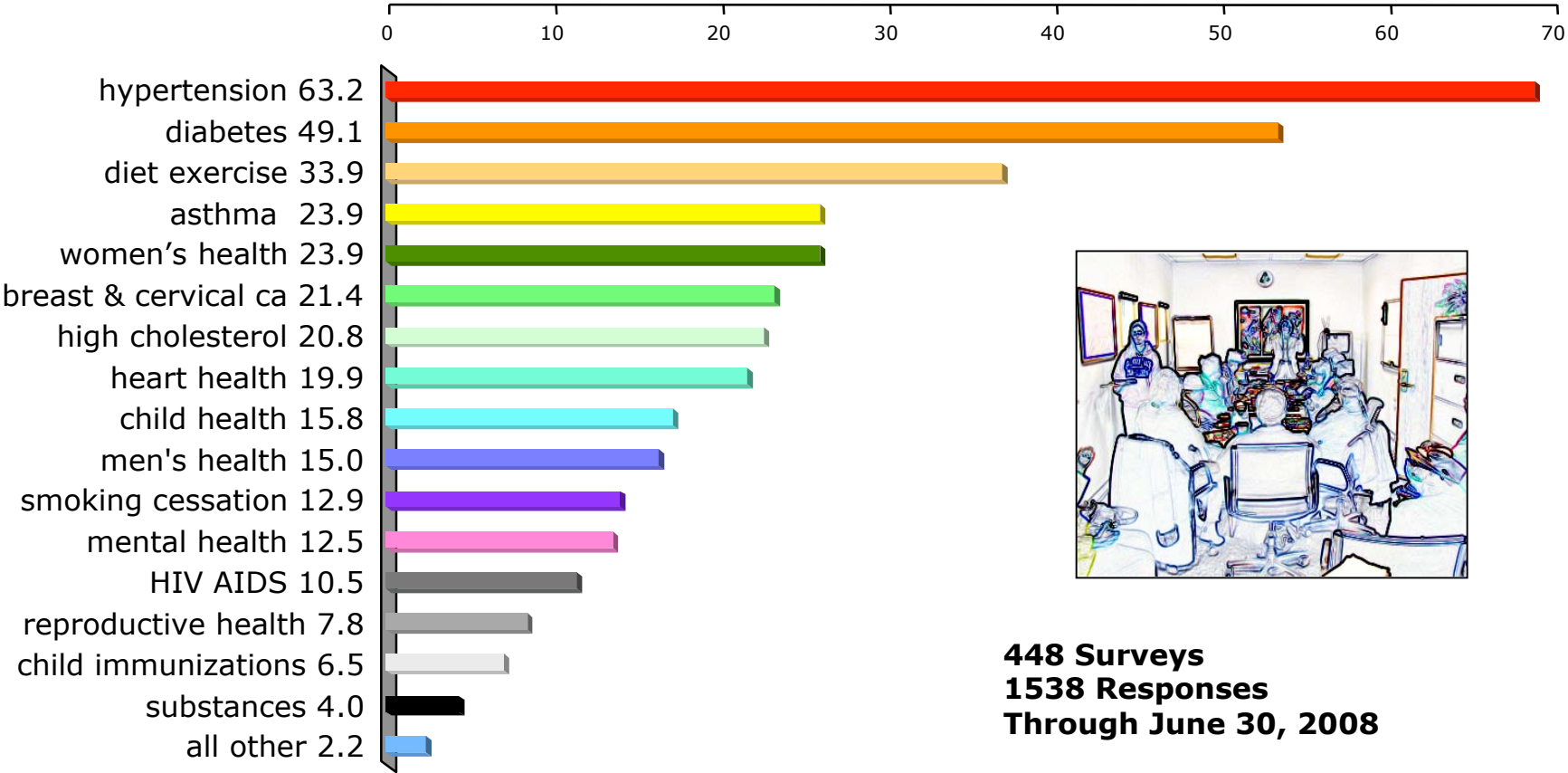
- More than half of our free clinic patients are dealing with one or more chronic (long-lasting) diseases like diabetes, high blood pressure or asthma
- If not properly managed, these chronic diseases can cause serious complications (illness) or early death
- Many Cody-Rouge residents are at increased risk of developing diseases
- There are many diseases that can be prevented or lessened by eating healthy food, being physically active, and knowing how to maintain good health
- This survey will help Joy-Southfield bring effective preventive health education to the youth and families of Cody-Rouge

Health Education Topic Survey (Total Responses)



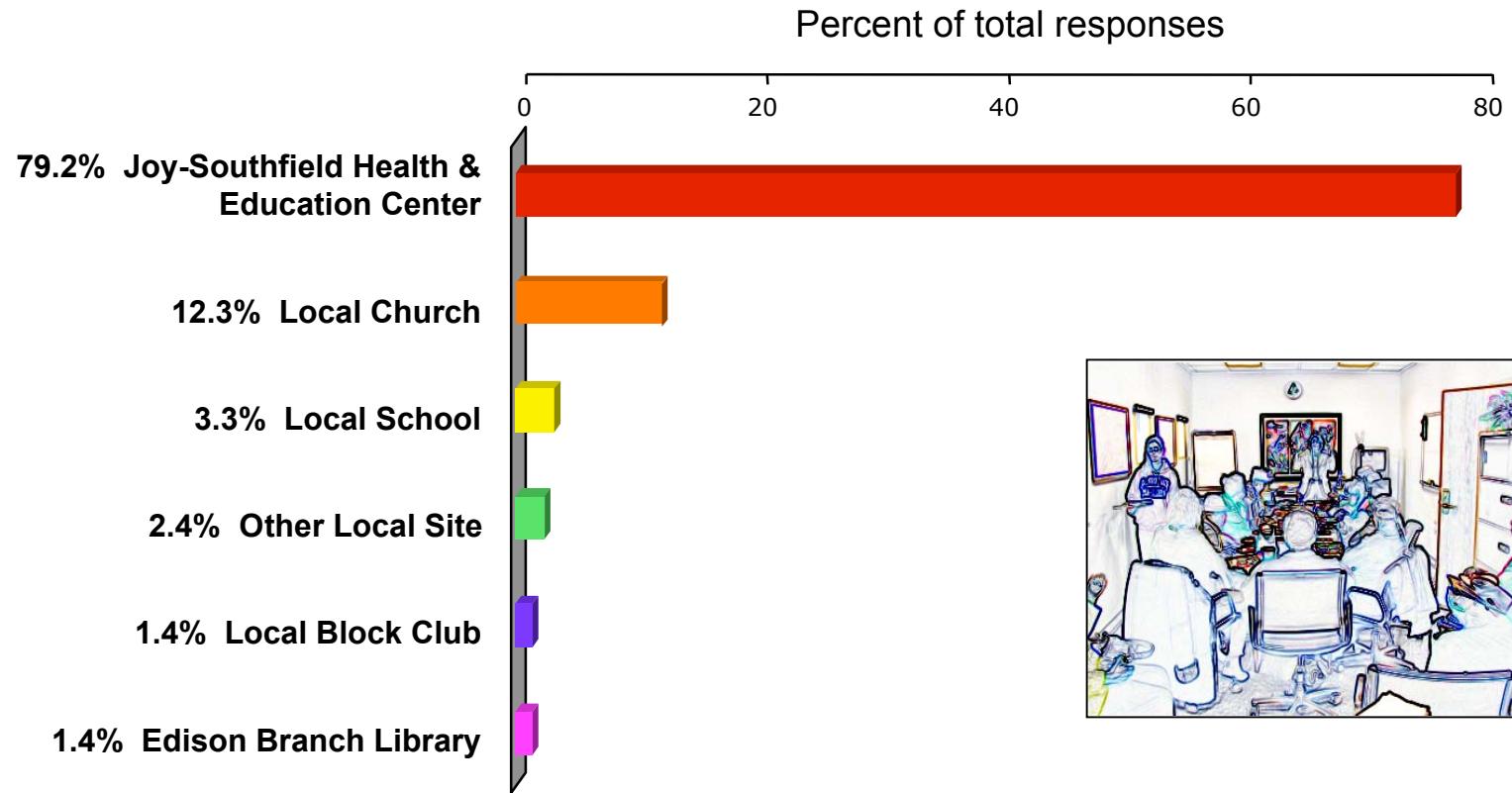
Health Education Topic Survey (Total Respondents)

Percent of total surveys completed



448 Surveys
1538 Responses
Through June 30, 2008

Health Education Location Survey

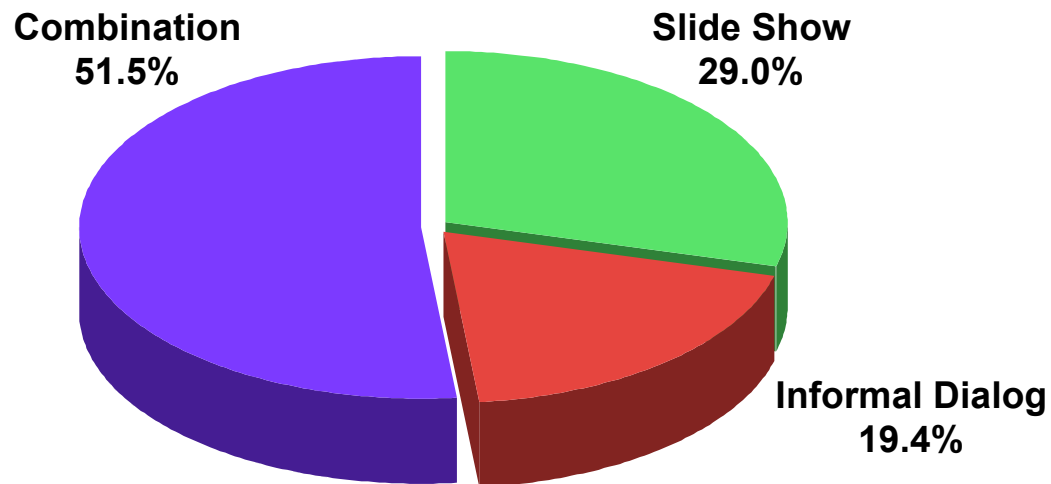


**186 Respondents to Location Section
212 Responses
Through June 30, 2008**

Health Education Format Survey

Presentation Format

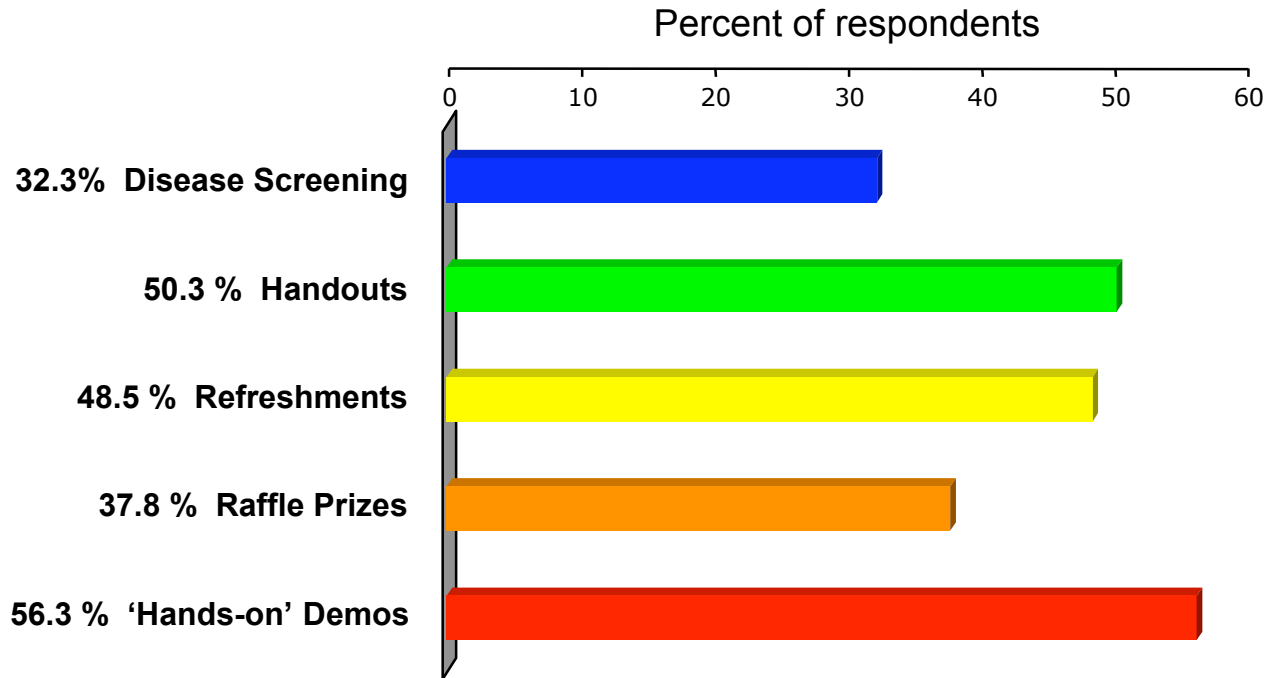
Percent of total responses



**167 Respondents to Format Section
541 Responses
Through June 30, 2008**

Health Education Supplements Survey

Presentation Supplements



Health Education Survey Conclusions

- Cody-Rouge Basic Demographics

(http://www.dataplace.org/area_overview/index.html?place=p26.99:486)

- Total population ~ 42,200; about 14,000 youth (0-18 years)
- About 15,000 households; about 10,000 with children
- We surveyed about 448 households or 4.5% of households with children
- ***Preliminary Results: Topic Survey (Page 3) - based on percent of total responses***
 - The four most popular topics
 - Hypertension - 18.4%
 - Diabetes - 14.3%
 - Healthy Eating & Physical Activity - 9.9%
 - Asthma - 7.0%
 - Comprise more than half of the responses
 - Focus on chronic diseases and the most important risk factors for same
 - Parallels national need for improved management of chronic disease
 - 75% of health care dollars are used to treat chronic disease - much of this is preventable! (Centers for Medicare and Medicaid Services, National Healthcare Expenditures 1960-2006 [2008])

Health Education Survey Conclusions

- ***Health Education Format Survey (Pages 6-7)***

- The most popular format (51.5%) combines elements of a formal slide presentation (29.0%) and informal dialog (19.4%)
- Current supplements to class room instruction remain popular & boost attendance:
 - Disease screening (as dictated by topic) - 32.3%
 - Handouts - 50.3%
 - Refreshments - 48.5%
 - Raffles - 37.8%
- ***The highest interest level is for 'hands-on' demonstrations - 56.3%. We will begin to incorporate this learning technique whenever possible.***

- ***Health Education Location Survey (Page 5)***

- The most popular location (79.2%) is the Joy-Southfield Health & Education Center
- Considerable interest in health classes being presented at local churches
- Lower levels of interest for classes being held at other local sites
- We will use contact information from the survey to arrange presentations at local sites other than JSHEC
- Contact Dave Law for more info or to arrange a presentation of the findings and strategy: davelaw@umich.edu or 313-581-7773, ext 105)